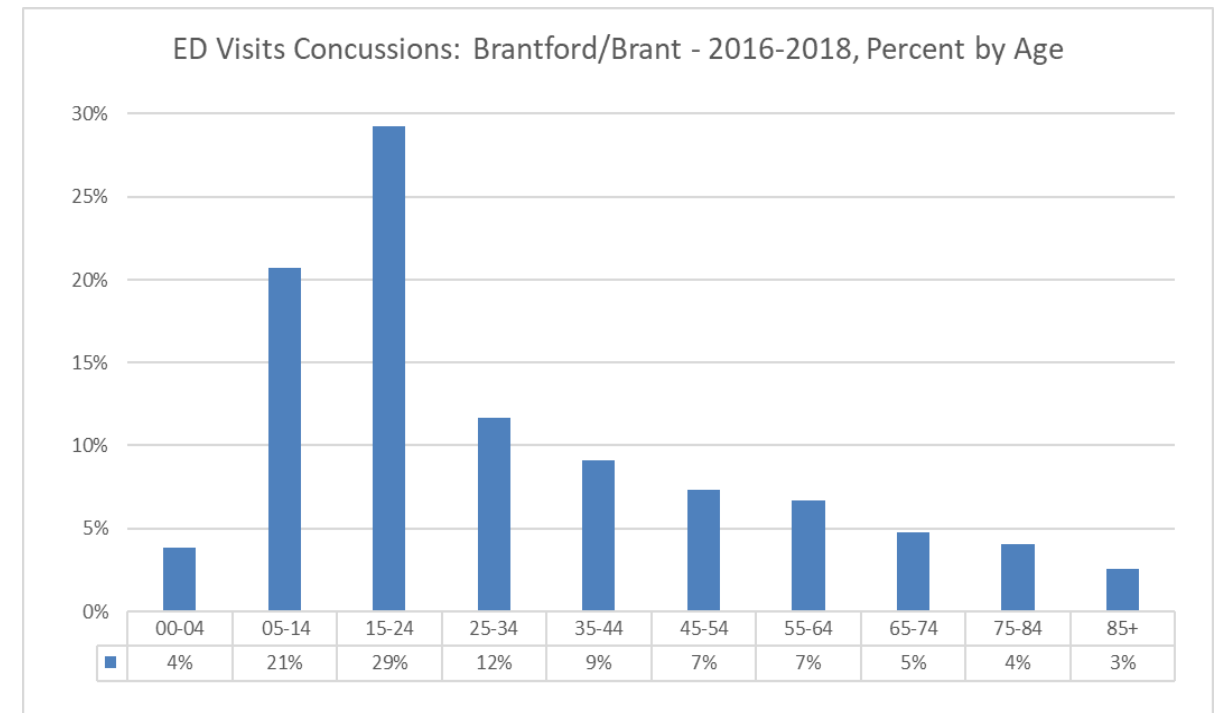
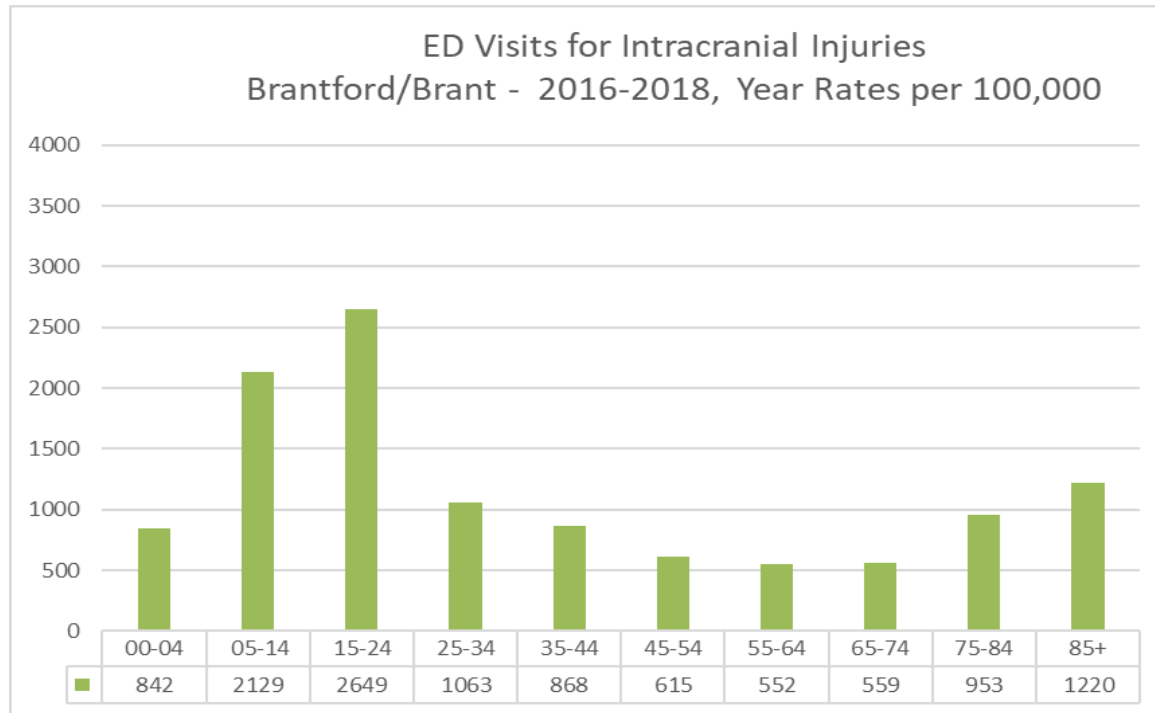


ED Visits for Intracranial Injuries Brant 2016-2018 Age-Specific Rates and Other Details

Adam Stevens

BCHU November 2019

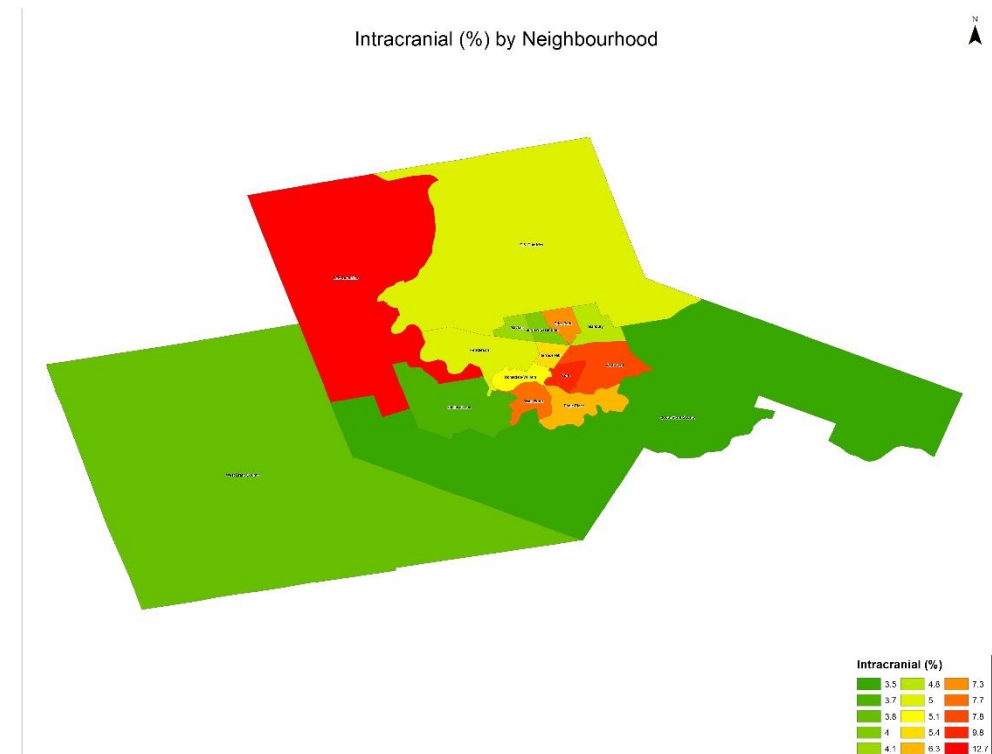
Intracranial Injuries – 1,679 visits



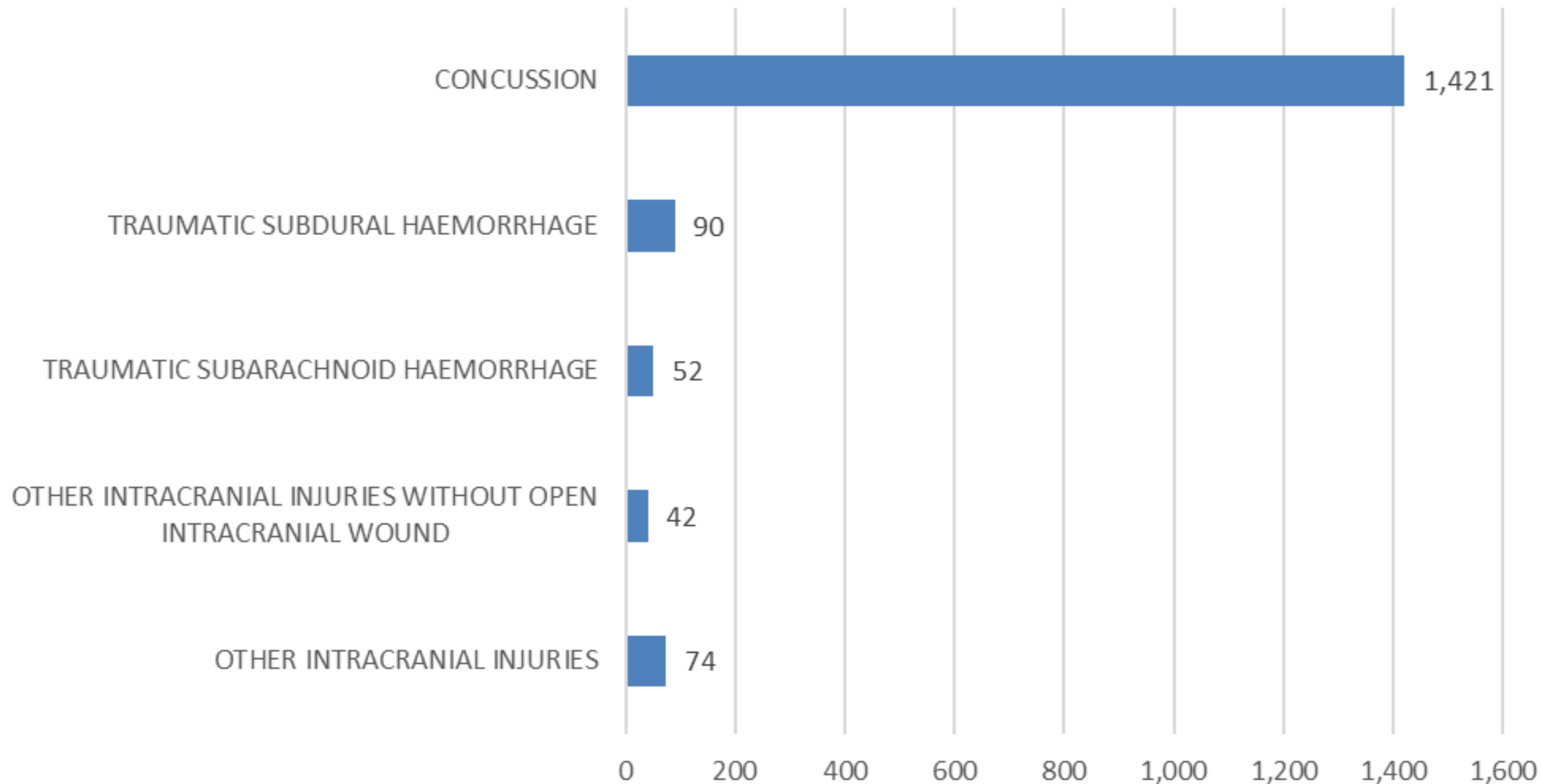
ED Visits for Intracranial Injuries: Brantford/Brant 2016-18 Resident Locations

| Neighbourhood | Count | Percent |
|---------------------|-------------|--------------|
| Banbury | 79 | 4.8 |
| Brier Park | 119 | 7.3 |
| Core | 161 | 9.8 |
| E.S. Dumfries | 82 | 5.0 |
| Eagle Place | 103 | 6.3 |
| East Ward | 128 | 7.8 |
| Fairview-Greenbrier | 66 | 4.0 |
| Henderson | 82 | 5.0 |
| Homedale-William | 84 | 5.1 |
| Mayfair | 68 | 4.1 |
| Shellard Lane | 60 | 3.7 |
| South Brant County | 57 | 3.5 |
| Terrace Hill | 88 | 5.4 |
| W.S. Dumfries | 209 | 12.7 |
| West Brant | 126 | 7.7 |
| West Brant County | 62 | 3.8 |
| Missing | 65 | 4.0 |
| Total | 1639 | 100.0 |

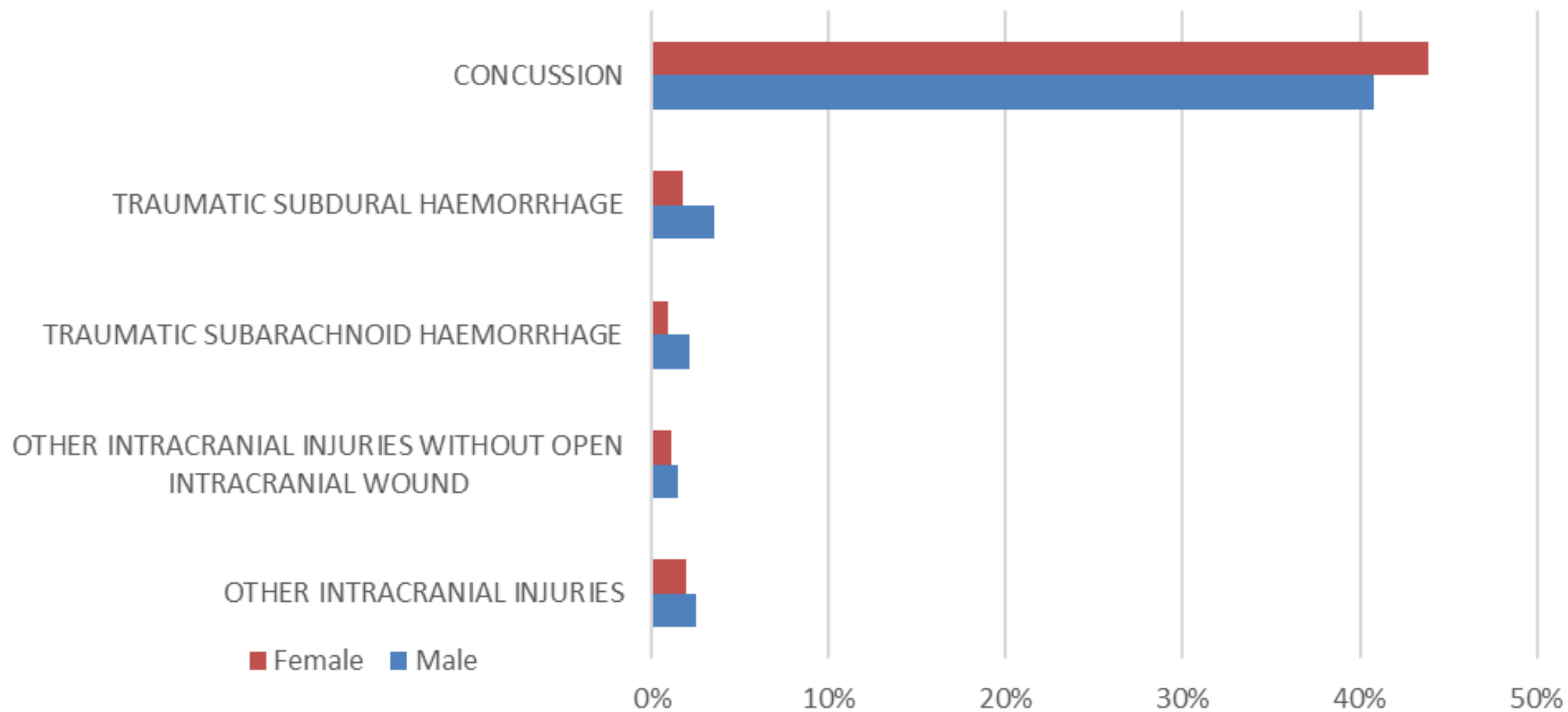
- 1,639 Visits
 - 77.6% Brantford
 - 22.4% Brant



ED Visit Counts for Intracranial Injuries - Brantford/Brant 2016-18



ED Visits for Concussions - Percent of Visits Brantford/Brant by Sex, 2016-18



Causes of Intracranial Injuries Brantford/Brant 2016-18

| Causes | Frequency | Percent |
|------------------------------------------|-----------|---------|
| FALLS | 584 | 34.8 |
| EXPOSURE TO INANIMATE MECHANICAL FORCES | 424 | 25.3 |
| EXPOSURE TO ANIMATE MECHANICAL FORCES | 175 | 10.4 |
| CAR OCCUPANT INJ IN TRANSPORT ACCIDENT | 156 | 9.3 |
| ASSAULT | 115 | 6.8 |
| ACCIDENTAL EXP TO OTH & UNSPEC FACTORS | 60 | 3.6 |
| PEDAL CYCLIST INJ IN TRANSPORT ACCIDENT | 47 | 2.8 |
| OTHER LAND TRANSPORT ACCIDENTS | 42 | 2.5 |
| PEDESTRIAN INJURED IN TRANSPORT ACCIDENT | 26 | 1.5 |
| MOTORCYCLE RIDER INJ TRANSPORT ACCIDENT | 19 | 1.1 |
| ALL OTHER CAUSES | 31 | 1.8 |
| Total | 1679 | 100.0 |